

# L'apertura internazionale delle regioni italiane

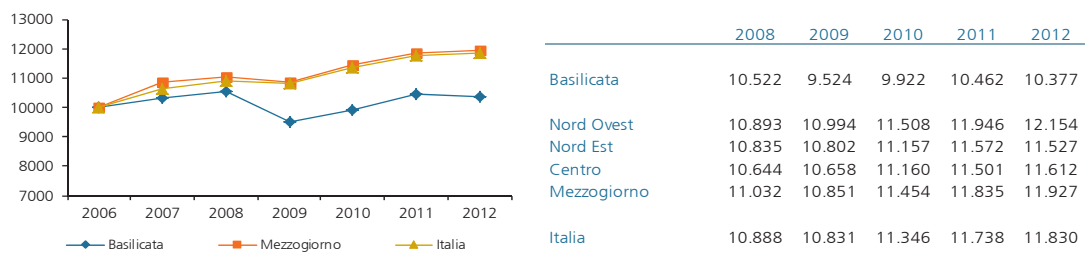
Dicembre 2013

## Basilicata

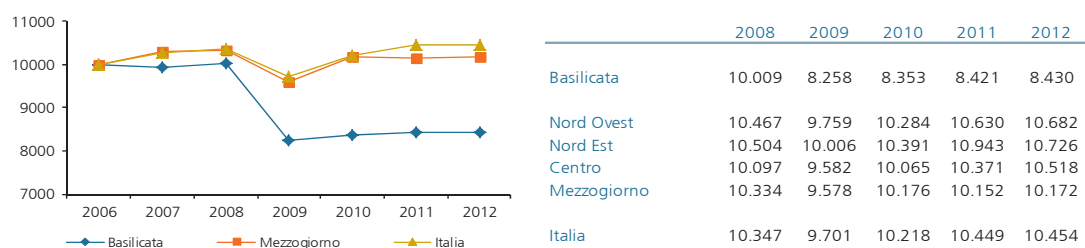
### Indicatore di Apertura internazionale e Posizionamento Regionale nel sistema Italia

	Indice di Posizione Relativa Italia = 100	Posizione in Italia	Indice Dinamico di Apertura Internazionale Anno 2006 = 10.000	Tendenza
Indice Generale	38,13	20	10.377	
Indice Economico	47,81	20	8.430	
Indice Sociale	30,96	20	13.570	
Indice Infrastrutturale	9,95	20	9.914	

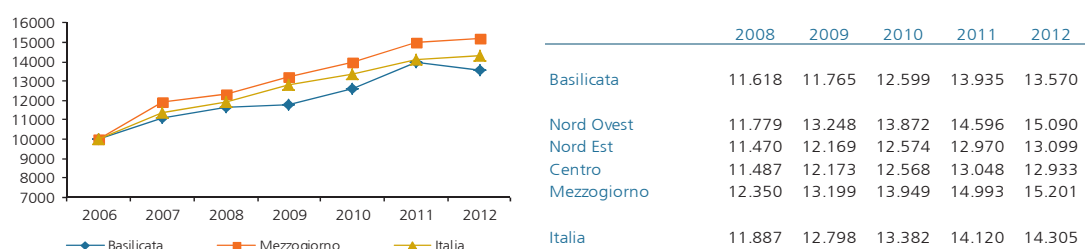
### Indicatore generale di apertura internazionale



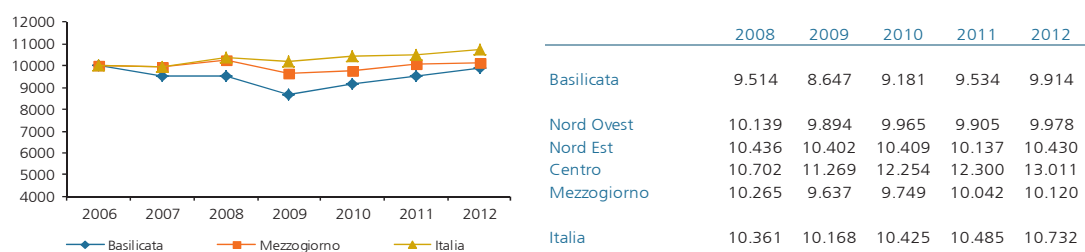
### Indicatore economico di apertura internazionale



### Indicatore sociale di apertura internazionale



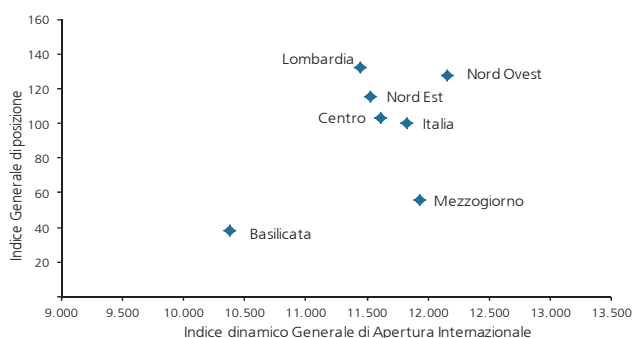
### Indicatore infrastrutturale di apertura internazionale



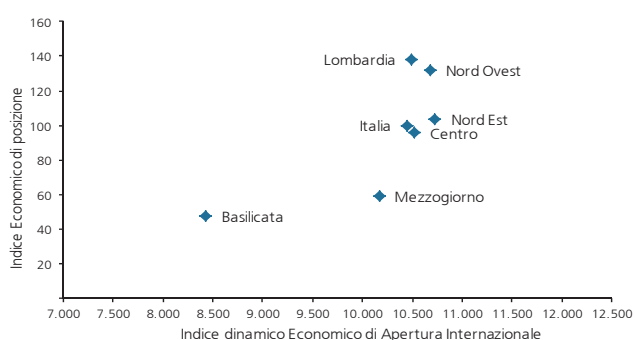
Fonte: Intesa Sanpaolo-SRM

Le "matrici regionali" al 2012

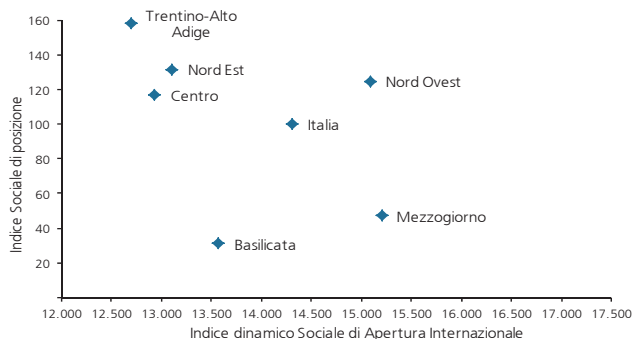
La matrice "Generale" al 2012



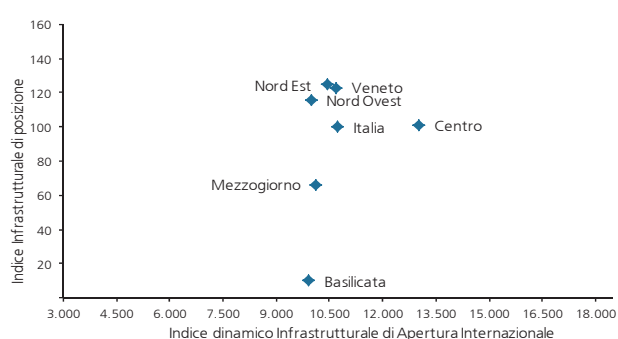
La matrice "Economica" al 2012



La matrice "Sociale" al 2012

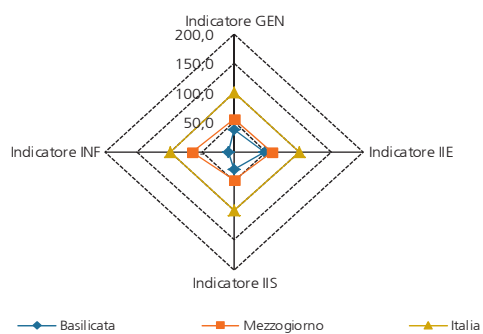


La matrice "Infrastrutturale" al 2012

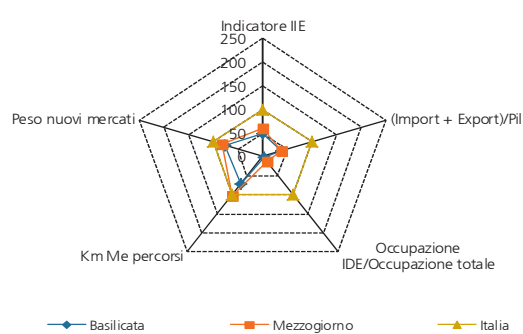


I "radar regionali" al 2012

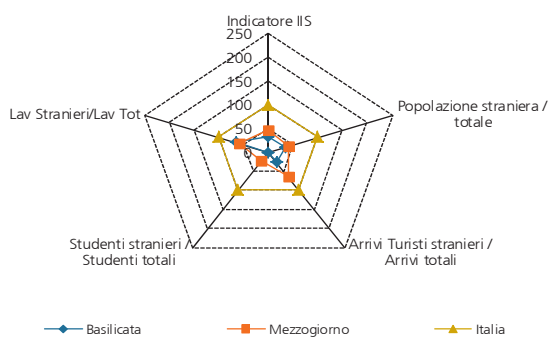
Il radar "Generale" al 2012



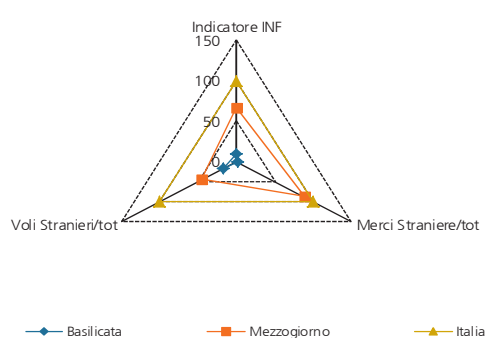
Il radar "Economico" al 2012



Il radar "Sociale" al 2012



Il radar "Infrastrutturale" al 2012



Fonte: Intesa Sanpaolo-SRM